




A WHO GMP CERTIFIED & AN ISO 9001 COMPANY



Introductory sub-table (I)(a)

|  |                                      |  |   |
|--|--------------------------------------|--|---|
| <b>Name of the Company: ORTIN LABORATORIES LIMITED</b>   |                                      |  |   |
| <b>Scrip Code, Name of the scrip, class of security: 590074, ORTIN, EQUITY</b>                               |                                      |  |   |
| <b>Quarter ended: 30<sup>th</sup> SEPTEMBER, 2012</b>  |                                      |  |   |
| <b>Partly paid-up shares:-</b>   | <b>No. of partly paid-up shares</b>  | <b>As a % of total no. of partly paid-up shares</b>              | <b>As a % of total no. of shares of the company</b>   |
| Held by promoter/promoter group  | 0                                    | 0  | 0   |
| Held by public   | 0                                    | 0  | 0   |
| <b>Total</b>   | <b>0</b>                             | <b>0</b>   | <b>0</b>  |
| <b>Outstanding convertible securities:-</b>  | <b>No. of outstanding securities</b> | <b>As a % of total no. of outstanding convertible securities</b> | <b>As a % of total no. of shares of the company, assuming full conversion of the convertible securities</b> |
| Held by promoter/promoter group  | 0                                    | 0  | 0   |
| Held by public   | 0                                    | 0  | 0   |
| <b>Total</b>   | <b>0</b>                             | <b>0</b>   | <b>0</b>  |
| <b>Warrants:-</b>  | <b>No. of warrants</b>               | <b>As a % of total no. of warrants</b>                           | <b>As a % of total no. of shares of the company, assuming full conversion of warrants</b>                   |
| Held by promoter/promoter group  | 0                                    | 0  | 0   |
| Held by public   | 0                                    | 0  | 0   |
| <b>Total</b>   | <b>0</b>                             | <b>0</b>   | <b>0</b>  |
| <b>Total paid-up capital of the company, assuming full conversion of warrants and convertible securities</b> | <b>16940400</b>                      | <b>0</b>   | <b>100</b>  |






A WHO GMP CERTIFIED & AN ISO 9001 COMPANY



**Statement Showing Shareholding Pattern**

| Category code | Category of Shareholder                                      | Number of Shareholders | Table (I)(a)           |  | Total shareholding as a percentage of total number of shares |                            | Shares Pledged or otherwise encumbered |                       |
|---------------|--|------------------------|------------------------|--|--|----------------------------|--|-----------------------|
|               |  |                        | Total number of shares | Number of shares held in dematerialized form | As a percentage of(A+B) <sup>1</sup>                         | As a percentage of (A+B+C) | Number of shares                       | As a percentage       |
|               |  |                        |                        |  |  |                            |  |                       |
| (I)           | (II)   | (III)                  | (IV)                   | (V)  | (VI)   | (VII)                      | (VIII)                                 | (IX)= (VIII)/(IV)*100 |
| <b>(A)</b>    | <b>Shareholding of Promoter and</b>                          |                        |                        |  |  |                            |  |                       |
| <b>1</b>      | <b>Indian</b>  |                        |                        |  |  |                            |  |                       |
| (a)           | Individuals/ Hindu Undivided Family                          | 29                     | 7997585                | 7996685                                      | 47.21  | 47.21                      | 0                                      | 0.00                  |
| (b)           | Central Government/ State Government(s)                      | 0                      | 0                      | 0  | 0.00   | 0.00                       | 0                                      | 0.00                  |
| (c)           | Bodies Corporate   | 0                      | 0                      | 0  | 0.00   | 0.00                       | 0                                      | 0.00                  |
| (d)           | Financial Institutions/ Banks                                | 0                      | 0                      | 0  | 0.00   | 0.00                       | 0                                      | 0.00                  |
| (e)           | Any Others(Specify)  | 0                      | 0                      | 0  | 0.00   | 0.00                       | 0                                      | 0.00                  |
| (e-i)         |  |                        |                        |  |  |                            |  |                       |
| (e-ii)        |  |                        |                        |  |  |                            |  |                       |
|               | <b>Sub Total(A)(1)</b>                                       | <b>29</b>              | <b>7997585</b>         | <b>7996685</b>                               | <b>47.21</b>   | <b>47.21</b>               | <b>0</b>                               | <b>0.00</b>           |
| <b>2</b>      | <b>Foreign</b>   |                        |                        |  |  |                            |  |                       |
| a             | Individuals (Non-Residents Individuals/ Foreign Individuals) | 0                      | 0                      | 0  | 0.00   | 0.00                       | 0                                      | 0.00                  |
| b             | Bodies Corporate   | 0                      | 0                      | 0  | 0.00   | 0.00                       | 0                                      | 0.00                  |
| c             | Institutions   | 0                      | 0                      | 0  | 0.00   | 0.00                       | 0                                      | 0.00                  |
| d             | Qualified Foreign Investor                                   | 0                      | 0                      | 0  | 0.00   | 0.00                       | 0                                      | 0.00                  |
| e             | Any Others(Specify)  | 0                      | 0                      | 0  | 0.00   | 0.00                       | 0                                      | 0.00                  |
| e-i           |  |                        |                        |  |  |                            |  |                       |
| e-ii          |  |                        |                        |  |  |                            |  |                       |
|               | <b>Sub Total(A)(2)</b>                                       | <b>0</b>               | <b>0</b>               | <b>0</b>                                     | <b>0.00</b>  | <b>0.00</b>                | <b>0</b>                               | <b>0.00</b>           |
|               | <b>Total Shareholding of Promoter and</b>                    | <b>29</b>              | <b>7997585</b>         | <b>7996685</b>                               | <b>47.21</b>   | <b>47.21</b>               | <b>0</b>                               | <b>0.00</b>           |
| <b>(B)</b>    | <b>Public shareholding</b>                                   |                        |                        |  |  |                            |  |                       |
| <b>1</b>      | <b>Institutions</b>  |                        |                        |  |  |                            |  |                       |
| (a)           | Mutual Funds/ UTI  | 0                      | 0                      | 0  | 0.00   | 0.00                       | 0                                      | 0.00                  |
| (b)           | Financial Institutions / Banks                               | 0                      | 0                      | 0  | 0.00   | 0.00                       | 0                                      | 0.00                  |
| (c)           | Central Government/ State Government(s)                      | 0                      | 0                      | 0  | 0.00   | 0.00                       | 0                                      | 0.00                  |
| (d)           | Venture Capital Funds  | 0                      | 0                      | 0  | 0.00   | 0.00                       | 0                                      | 0.00                  |
| (e)           | Insurance Companies  | 0                      | 0                      | 0  | 0.00   | 0.00                       | 0                                      | 0.00                  |
| (f)           | Foreign Institutional Investors                              | 0                      | 0                      | 0  | 0.00   | 0.00                       | 0                                      | 0.00                  |
| (g)           | Foreign Venture Capital Investors                            | 0                      | 0                      | 0  | 0.00   | 0.00                       | 0                                      | 0.00                  |
| (h)           | Qualified Foreign Investor                                   | 0                      | 0                      | 0  | 0.00   | 0.00                       | 0                                      | 0.00                  |
| (i)           | Any Other (specify)  | 0                      | 0                      | 0  | 0.00   | 0.00                       | 0                                      | 0.00                  |
| (i-ii)        |  |                        |                        |  |  |                            |  |                       |
| (i-ii)        |  |                        |                        |  |  |                            |  |                       |
|               | <b>Sub-Total (B)(1)</b>                                      | <b>0</b>               | <b>0</b>               | <b>0</b>                                     | <b>0.00</b>  | <b>0.00</b>                | <b>0</b>                               | <b>0.00</b>           |






A WHO GMP CERTIFIED & AN ISO 9001 COMPANY



| Category code | Category of Shareholder   | Number of Shareholders | Total number of shares | Number of shares held in dematerialized form | Total shareholding as a percentage of total number of shares |                            | Shares Pledged or otherwise encumbered |                       |
|---------------|---|------------------------|------------------------|--|--|----------------------------|--|-----------------------|
|               |   |                        |                        |  | As a percentage of(A+B) <sup>1</sup>                         | As a percentage of (A+B+C) | Number of shares                       | As a percentage       |
| (I)           | (II)  | (III)                  | (IV)                   | (V)  | (VI)   | (VII)                      | (VIII)                                 | (IX)= (VIII)/(IV)*100 |
| <b>B 2</b>    | <b>Non-institutions</b>   |                        |                        |  |  |                            |  |                       |
| (a)           | Bodies Corporate  | 85                     | 1525739                | 1523939                                      | 9.01   | 9.01                       | 0                                      | 0.00                  |
| (b)           | Individuals   |                        |                        |  |  |                            |  |                       |
| I             | Individuals -i. Individual shareholders holding nominal share capital up to Rs 1 lakh   | 1208                   | 858269                 | 696622                                       | 5.07   | 5.07                       | 0                                      | 0.00                  |
| II            | ii. Individual shareholders holding nominal share capital in excess of Rs. 1 lakh.      | 62                     | 6140971                | 5971471                                      | 36.25  | 36.25                      | 0                                      | 0.00                  |
| (c)           | Qualified Foreign Investor  | 0                      | 0                      | 0  | 0.00   | 0.00                       | 0                                      | 0.00                  |
| (d)           | Any Other (specify)   | 0                      | 0                      | 0  | 0.00   | 0.00                       |  | 0.00                  |
| (d-i)         | Clearing Members  | 12                     | 42212                  | 42212  | 0.25   | 0.25                       | 0                                      | 0.00                  |
| (d-ii)        | NRI   | 7                      | 375624                 | 375624                                       | 2.22   | 2.22                       | 0                                      | 0.00                  |
|               | <b>Sub-Total (B)(2)</b>   | <b>1374</b>            | <b>8942815</b>         | <b>8609868</b>                               | <b>52.79</b>   | <b>52.79</b>               | <b>0</b>                               | <b>0.00</b>           |
| <b>(B)</b>    | <b>Total Public Shareholding (B)= (B)(1)+(B)(2)</b>                                     | <b>1374</b>            | <b>8942815</b>         | <b>8609868</b>                               | <b>52.79</b>   | <b>52.79</b>               | <b>0</b>                               | <b>0.00</b>           |
|               | <b>TOTAL (A)+(B)</b>  | <b>1403</b>            | <b>16940400</b>        | <b>16606553</b>                              | <b>100.00</b>  | <b>100.00</b>              | <b>0</b>                               | <b>0.00</b>           |
| <b>(C)</b>    | <b>Shares held by Custodians and against which Depository Receipts have been issued</b> |                        |                        |  |  |                            |  |                       |
| 1             | Promoter and Promoter Group   | 0                      | 0                      | 0  | 0.00   | 0.00                       | 0                                      | 0.00                  |
| 2             | Public  | 0                      | 0                      | 0  | 0.00   | 0.00                       | 0                                      | 0                     |
|               | <b>Sub-Total (C )</b>   | <b>0</b>               | <b>0</b>               | <b>0</b>                                     | <b>0.00</b>  | <b>0.00</b>                | <b>0.00</b>                            | <b>0.00</b>           |
|               | <b>GRAND TOTAL (A)+(B)+(C)</b>  | <b>1403</b>            | <b>16940400</b>        | <b>16606553</b>                              | <b>100.00</b>  | <b>100.00</b>              | <b>0</b>                               | <b>0.00</b>           |






A WHO GMP CERTIFIED & AN ISO 9001 COMPANY



(I)(b) Statement showing holding of securities (including shares, warrants, convertible securities) of persons belonging to the category "Promoter and Promoter Group"

| Sr. No. | Name of the shareholder         | Details of Shares held |                                   | Encumbered shares (*) |                    |  | Details of warrants     |   | Details of convertible securities     |   | Total shares (including underlying shares assuming full conversion of warrants and convertible securities) as a % of diluted share capital |
|---------|---------------------------------|------------------------|-----------------------------------|-----------------------|--------------------|--|-------------------------|---|---------------------------------------|---|--|
|         |                                 | Number of shares held  | As a % of grand total (A)+(B)+(C) | No.                   | As a percentage    | As a % of grand total (A)+(B)+(C) of sub-clause (I)(a) | Number of warrants held | As a % total number of warrants of the same class | Number of convertible securities held | As a % total number of convertible securities of the same class |  |
| (I)     | (II)                            | (III)                  | (IV)                              | (V)                   | (VI)=(V)/(III)*100 | (VII)  | (VIII)                  | (IX)  | (X)                                   | (XI)  | (XII)  |
| 1       | VENKATA RAMANA GADDAM           | 1071170                | 6.32                              | 0                     | 0.00               | 0.00   | 0                       | 0.00  | 0                                     | 0.00  | 6.32   |
| 2       | VENKATA RAMA GADDAM             | 1014600                | 5.99                              | 0                     | 0.00               | 0.00   | 0                       | 0.00  | 0                                     | 0.00  | 5.99   |
| 3       | SATYANARAYANA RAJU BHUPATHIRAJU | 596130                 | 3.52                              | 0                     | 0.00               | 0.00   | 0                       | 0.00  | 0                                     | 0.00  | 3.52   |
| 4       | A PRABHAKAR RAJU                | 565500                 | 3.34                              | 0                     | 0.00               | 0.00   | 0                       | 0.00  | 0                                     | 0.00  | 3.34   |
| 5       | RAMAVATHI DATLA                 | 482110                 | 2.85                              | 0                     | 0.00               | 0.00   | 0                       | 0.00  | 0                                     | 0.00  | 2.85   |
| 6       | ALLURI MAITHILI                 | 414175                 | 2.44                              | 0                     | 0.00               | 0.00   | 0                       | 0.00  | 0                                     | 0.00  | 2.44   |
| 7       | JAGANNADHA RAJU D               | 408790                 | 2.41                              | 0                     | 0.00               | 0.00   | 0                       | 0.00  | 0                                     | 0.00  | 2.41   |
| 8       | ALLURI ANANTHA LAXMI            | 407175                 | 2.40                              | 0                     | 0.00               | 0.00   | 0                       | 0.00  | 0                                     | 0.00  | 2.40   |
| 9       | A RANGA RAJU                    | 377819                 | 2.23                              | 0                     | 0.00               | 0.00   | 0                       | 0.00  | 0                                     | 0.00  | 2.23   |
| 10      | A SRINIVASA RAJU                | 353280                 | 2.09                              | 0                     | 0.00               | 0.00   | 0                       | 0.00  | 0                                     | 0.00  | 2.09   |
| 11      | SANKA MURALI KRISHNA MURTHY     | 225734                 | 1.33                              | 0                     | 0.00               | 0.00   | 0                       | 0.00  | 0                                     | 0.00  | 1.33   |
| 12      | SANKA BALAJI VENKATESWARLU      | 207927                 | 1.23                              | 0                     | 0.00               | 0.00   | 0                       | 0.00  | 0                                     | 0.00  | 1.23   |
| 13      | SANKA VENKATA RATNAMMA          | 192389                 | 1.14                              | 0                     | 0.00               | 0.00   | 0                       | 0.00  | 0                                     | 0.00  | 1.14   |
| 14      | SANKA SRINIVAS KUMAR            | 335900                 | 1.98                              | 0                     | 0.00               | 0.00   | 0                       | 0.00  | 0                                     | 0.00  | 1.98   |
| 15      | SANKA MOHAN KRISHNA MURTHY      | 134016                 | 0.79                              | 0                     | 0.00               | 0.00   | 0                       | 0.00  | 0                                     | 0.00  | 0.79   |
| 16      | SANKA VENKATA SUJATHA           | 122800                 | 0.72                              | 0                     | 0.00               | 0.00   | 0                       | 0.00  | 0                                     | 0.00  | 0.72   |
| 17      | SANKA SARATH KUMAR              | 120200                 | 0.71                              | 0                     | 0.00               | 0.00   | 0                       | 0.00  | 0                                     | 0.00  | 0.71   |
| 18      | SANKA HEMA KUMARI               | 107700                 | 0.64                              | 0                     | 0.00               | 0.00   | 0                       | 0.00  | 0                                     | 0.00  | 0.64   |
| 19      | SANKA VENKATA SUBBAMMA          | 101250                 | 0.60                              | 0                     | 0.00               | 0.00   | 0                       | 0.00  | 0                                     | 0.00  | 0.60   |
| 20      | SANKA NAGA JYOTHI               | 97700                  | 0.58                              | 0                     | 0.00               | 0.00   | 0                       | 0.00  | 0                                     | 0.00  | 0.58   |
| 21      | LAKSHMI SRAVANI DASARI          | 97500                  | 0.58                              | 0                     | 0.00               | 0.00   | 0                       | 0.00  | 0                                     | 0.00  | 0.58   |
| 22      | SANKA SATYA PRAVEEN KUMAR       | 97500                  | 0.58                              | 0                     | 0.00               | 0.00   | 0                       | 0.00  | 0                                     | 0.00  | 0.58   |
| 23      | GADDAM BALAJI                   | 85680                  | 0.51                              | 0                     | 0.00               | 0.00   | 0                       | 0.00  | 0                                     | 0.00  | 0.51   |
| 24      | GADDAM SRINIVASARAO             | 85680                  | 0.51                              | 0                     | 0.00               | 0.00   | 0                       | 0.00  | 0                                     | 0.00  | 0.51   |
| 25      | SANKA TANDAV KRISHNA            | 85650                  | 0.51                              | 0                     | 0.00               | 0.00   | 0                       | 0.00  | 0                                     | 0.00  | 0.51   |
| 26      | KRISHNA KARTHIK SANKA           | 85000                  | 0.50                              | 0                     | 0.00               | 0.00   | 0                       | 0.00  | 0                                     | 0.00  | 0.50   |
| 27      | SANKA RAVI SANKAR               | 85000                  | 0.50                              | 0                     | 0.00               | 0.00   | 0                       | 0.00  | 0                                     | 0.00  | 0.50   |
| 28      | SANKA RAJESHWARI                | 39110                  | 0.23                              | 0                     | 0.00               | 0.00   | 0                       | 0.00  | 0                                     | 0.00  | 0.23   |
| 29      | S PANDARI KRISHNA MURTHY        | 100                    | 0.00                              | 0                     | 0.00               | 0.00   | 0                       | 0.00  | 0                                     | 0.00  | 0.00   |
|         | <b>TOTAL :</b>                  | <b>7997585</b>         | <b>47.21</b>                      | <b>0</b>              | <b>0.00</b>        | <b>0.00</b>  | <b>0</b>                | <b>0.00</b>                                       | <b>0</b>                              | <b>0.00</b>   | <b>47.21</b>   |

(\*) The term "encumbrance" has the same meaning as assigned to it in regulation 28(3) of the SAST Regulations, 2011






A WHO GMP CERTIFIED & AN ISO 9001 COMPANY



**I)(c) Statement showing holding of securities (including shares, warrants, convertible securities) of persons belonging to the category "Public" and holding more than 1% of the total number of shares**

| Sr. No. | Name of the shareholder                   | Number of shares held | Shares as a percentage of total number of shares {i.e., Grand Total (A)+(B)+(C) indicated in Statement at para (I)(a) above} | Details of warrants     |   | Details of convertible securities     |  | Total shares (including underlying shares assuming full conversion of warrants and convertible securities) as a % of diluted share capital |
|---------|---|-----------------------|--|-------------------------|---|---------------------------------------|--|--|
|         |   |                       |  | Number of warrants held | As a % total number of warrants of the same class | Number of convertible securities held | % w.r.t total number of convertible securities of the same class |  |
| 1       | SRINIDHI INFIN LIMITED                    | 458756                | 2.71   | 0                       | 0.00  | 0                                     | 0.00   | 2.71   |
| 2       | NALLURI CHANDRASHEKARAN MURTHY            | 363939                | 2.15   | 0                       | 0.00  | 0                                     | 0.00   | 2.15   |
| 3       | V VARAPRASADA RAO                         | 308423                | 1.82   | 0                       | 0.00  | 0                                     | 0.00   | 1.82   |
| 4       | PENMETSVA VENKATA KRISHNAM RAJU           | 297650                | 1.76   | 0                       | 0.00  | 0                                     | 0.00   | 1.76   |
| 5       | PROGRESSIVE SHARE BROKERS PRIVATE LIMITED | 296887                | 1.75   | 0                       | 0.00  | 0                                     | 0.00   | 1.75   |
| 6       | P KISHORE RAJU                            | 296650                | 1.75   | 0                       | 0.00  | 0                                     | 0.00   | 1.75   |
| 7       | LOHA COMMODITIES TRADING LIMITED          | 272015                | 1.61   | 0                       | 0.00  | 0                                     | 0.00   | 1.61   |
| 8       | CHAKKA MADUSUDHANA GUPTA                  | 257000                | 1.52   | 0                       | 0.00  | 0                                     | 0.00   | 1.52   |
| 9       | VAMSI KRISHNA NARENDRULA                  | 255000                | 1.51   | 0                       | 0.00  | 0                                     | 0.00   | 1.51   |
| 10      | SRINIVASA RAO TUNUGUNTLA                  | 212850                | 1.26   | 0                       | 0.00  | 0                                     | 0.00   | 1.26   |
| 11      | GAMINI SOMA SUBBA LAKSHMI                 | 204000                | 1.20   | 0                       | 0.00  | 0                                     | 0.00   | 1.20   |
| 12      | SUGGULA SRINIVASA RAO                     | 204000                | 1.20   | 0                       | 0.00  | 0                                     | 0.00   | 1.20   |
| 13      | A VASU DEVA MURTHY                        | 204000                | 1.20   | 0                       | 0.00  | 0                                     | 0.00   | 1.20   |
| 14      | DASARI BHUVANESWARI                       | 204000                | 1.20   | 0                       | 0.00  | 0                                     | 0.00   | 1.20   |
| 15      | VENKATA SRINIVASA MURTHY ADDAGALLA        | 204000                | 1.20   | 0                       | 0.00  | 0                                     | 0.00   | 1.20   |
| 16      | MURALI MOHAN KANDULA                      | 201836                | 1.19   | 0                       | 0.00  | 0                                     | 0.00   | 1.19   |
| 17      | P RAMAKRISHNA                             | 199000                | 1.17   | 0                       | 0.00  | 0                                     | 0.00   | 1.17   |
| 18      | VENU MADHAV ADDAGALLA                     | 190230                | 1.12   | 0                       | 0.00  | 0                                     | 0.00   | 1.12   |
| 19      | PERLA SRIDHAR                             | 179550                | 1.06   | 0                       | 0.00  | 0                                     | 0.00   | 1.06   |
| 20      | DASARI VENKATA PADMA SUJATHA              | 179000                | 1.06   | 0                       | 0.00  | 0                                     | 0.00   | 1.06   |
| 21      | KAMAL GHANSHYAMBHAI WADIWALA (HUF)        | 175904                | 1.04   | 0                       | 0.00  | 0                                     | 0.00   | 1.04   |
| 22      | VIJAYALAKSHMI VISSAMSETTY                 | 174800                | 1.03   | 0                       | 0.00  | 0                                     | 0.00   | 1.03   |
|         |   |                       |  |                         |   |                                       |  |  |
|         |   |                       |  |                         |   |                                       |  |  |
|         |   |                       |  |                         |   |                                       |  |  |
|         | <b>TOTAL :</b>                            | <b>5339490</b>        | <b>31.52</b>   | <b>0</b>                | <b>0.00</b>                                       | <b>0</b>                              | <b>0.00</b>  | <b>31.52</b>   |






A WHO GMP CERTIFIED & AN ISO 9001 COMPANY



**(c) (Statement showing holding of securities (including shares, warrants, convertible securities) of persons (together with their Associates) acting in Concert (PAC) belonging to the category "Public" and holding more than 5% of the total number of shares of the company)**

| Sr. No.      | Name(s) of the shareholder(s) and the Persons Acting in Concert (PAC) with them | Number of shares | Shares as a percentage of total number of shares {i.e., Grand Total (A)+(B)+(C) indicated in Statement at para (I)(a) above} | Details of warrants |   | Details of convertible securities     |  | Total shares (including underlying shares assuming full conversion of warrants and convertible securities) as a % of diluted share capital |
|--------------|---|------------------|--|---------------------|---|---------------------------------------|--|--|
|              |   |                  |  | Number of warrants  | As a % total number of warrants of the same class | Number of convertible securities held | % w.r.t total number of convertible securities of the same class |  |
| 1            | Nil   | 0                | 0.00   | 0                   | 0   | 0                                     | 0  | 0  |
| <b>TOTAL</b> |   | <b>0</b>         | <b>0.00</b>  | <b>0</b>            | <b>0</b>  | <b>0</b>                              | <b>0</b>   | <b>0</b>   |






A WHO GMP CERTIFIED & AN ISO 9001 COMPANY



**(I)(d) Statement showing details of locked-in shares**

| Sr. No. | Name of the shareholder           | Number of locked-in shares | Locked-in shares as a percentage of total number of shares {i.e., Grand Total (A)+(B)+(C) indicated in Statement at para (I)(a) above} |
|---------|-----------------------------------|----------------------------|--|
| 1       | VENKATA RAMANA GADDAM             | 318750                     | 1.88   |
| 2       | VENKATA RAMA GADDAM               | 283050                     | 1.67   |
| 3       | SATYANARAYANA RAJU BHUPATHIRAJU   | 170722                     | 1.01   |
| 4       | RAMAVATHI DATLA                   | 160778                     | 0.95   |
| 5       | A PRABHAKAR RAJU                  | 154275                     | 0.91   |
| 6       | JAGANNADHA RAJU D                 | 131198                     | 0.77   |
| 7       | ALLURI ANANTHA LAXMI              | 113794                     | 0.67   |
| 8       | ALLURI MAITHILI                   | 113794                     | 0.67   |
| 9       | A RANGA RAJU                      | 97346                      | 0.57   |
| 10      | A SRINIVASA RAJU                  | 97346                      | 0.57   |
| 11      | CHAKKA MADHUSUDHANA GUPTA .       | 89250                      | 0.53   |
| 12      | V VARAPRASADA RAO                 | 87210                      | 0.51   |
| 13      | SANKA HEMA KUMARI                 | 85000                      | 0.50   |
| 14      | SANKA VENKATA SUBBAMMA            | 85000                      | 0.50   |
| 15      | KRISHNA KARTHIK SANKA .           | 85000                      | 0.50   |
| 16      | LAKSHMI SRAVANI DASARI .          | 85000                      | 0.50   |
| 17      | SANKA NAGA JYOTHI .               | 85000                      | 0.50   |
| 18      | SANKA SATYA PRAVEEN KUMAR .       | 85000                      | 0.50   |
| 19      | SANKA TANDAV KRISHNA              | 85000                      | 0.50   |
| 20      | SANKA RAVI SANKAR                 | 85000                      | 0.50   |
| 21      | PENMETSVA VENKATA KRISHNAM RAJU   | 78413                      | 0.46   |
| 22      | P KISHORE RAJU                    | 78413                      | 0.46   |
| 23      | VAMSI KRISHNA NARENDRULA          | 63750                      | 0.38   |
| 24      | VIMALA CHITTURI                   | 63750                      | 0.38   |
| 25      | MURALI MOHAN KANDULA              | 62348                      | 0.37   |
| 26      | VIJAYALAKSHMI VISSAMSETTY         | 61200                      | 0.36   |
| 27      | DASARI VENKATA PADMA SUJATHA      | 51000                      | 0.30   |
| 28      | DASARI CHANDRASEKHAR              | 51000                      | 0.30   |
| 29      | DASARI LAKSHMI SIVA RAMAPRASAD    | 51000                      | 0.30   |
| 30      | SRINIVASA RAO TUNUGUNTLA          | 51000                      | 0.30   |
| 31      | PERLA SRIDHAR                     | 51000                      | 0.30   |
| 32      | GAMINI SOMA SUBBA LAKSHMI         | 51000                      | 0.30   |
| 33      | SUGGULA SRINIVASA RAO             | 51000                      | 0.30   |
| 34      | A VASU DEVA MURTHY                | 51000                      | 0.30   |
| 35      | P RAMAKRISHNA                     | 51000                      | 0.30   |
| 36      | DASARI BHUVANESWARI               | 51000                      | 0.30   |
| 37      | VENKATA SRINIVASAMURTHY ADDAGALLA | 51000                      | 0.30   |
| 38      | venu MADHAV ADDAGALLA             | 47557                      | 0.28   |
| 39      | KOMMURI K N M GUPTA               | 41310                      | 0.24   |
| 40      | KOMMURI SANKARA GUPTHA            | 29325                      | 0.17   |






A WHO GMP CERTIFIED & AN ISO 9001 COMPANY



| Sr. No. | Name of the shareholder      | Number of locked-in shares | Locked-in shares as a percentage of total number of shares {i.e., Grand Total (A)+(B)+(C) indicated in Statement at para (I)(a) above} |
|---------|------------------------------|----------------------------|--|
| 41      | VAITLASURYA BHASKAR CHOWDARY | 24990                      | 0.15   |
| 42      | GADDAM BALAJI                | 21420                      | 0.13   |
| 43      | GADDAM SRINIVASARAO          | 21420                      | 0.13   |
| 44      | LAKSHMI KUMARI S             | 20400                      | 0.12   |
| 45      | HIMA BINDU NALLAPA REDDY     | 10646                      | 0.06   |
| 46      | JHANSI SANIVARAPU            | 10646                      | 0.06   |
| 47      | KRISHNA RAO POLISETTY        | 6375                       | 0.04   |
| 48      | VARALAKSHMI K                | 3187                       | 0.02   |
| 49      | BADE MAHITHA                 | 3187                       | 0.02   |
|         |                              |                            |  |
|         | <b>TOTAL :</b>               | <b>3706850</b>             | <b>21.88</b>   |







A WHO GMP CERTIFIED & AN ISO 9001 COMPANY



**(II)(a) Statement showing details of Depository Receipts (DRs)**

| Sr. No.      | Type of outstanding DR (ADRs, GDRs, SDRs, etc.) | Number of outstanding DRs | Number of shares underlying outstanding DRs | Shares underlying outstanding DRs as a percentage of total number of shares {i.e., Grand Total (A)+(B)+(C) indicated in Statement at para (I)(a) above} |
|--------------|---|---------------------------|---|---|
| 1            | NIL   | 0                         | 0   | 0.00  |
|              |   |                           |   |   |
|              |   |                           |   |   |
| <b>TOTAL</b> |   | <b>0</b>                  | <b>0</b>                                    | <b>0.00</b>   |

**(II)(b) Statement showing holding of Depository Receipts (DRs), where underlying shares held by "promoter/promoter group" are in excess of 1% of the total number of shares**

| Sr. No.      | Name of the DR Holder | Type of outstanding DR (ADRs, GDRs, SDRs, etc.) | Number of shares underlying outstanding DRs | Shares underlying outstanding DRs as a percentage of total number of shares {i.e., Grand Total (A)+(B)+(C) indicated in Statement at para (I)(a) above} |
|--------------|-----------------------|---|---|---|
| 1            | NIL                   | 0   | 0   | 0.00  |
|              |                       |   |   |   |
|              |                       |   |   |   |
| <b>TOTAL</b> |                       | <b>0</b>  | <b>0</b>                                    | <b>0.00</b>   |

